



Basketball Stand Instructions

WARNING: **CHOKING HAZARD - Small Parts.** **Not for children under 3 yrs.**

(GB) Warning! Contains small parts. Choking hazard.
(FR) Attention! Contient de petites pièces. Des risques d'étouffement.
(DE) Achtung! Enthält verschluckbare Kleinteile. Erstickungsgefahr.
(ES) ¡Advertencia! Contiene piezas pequeñas. Peligro de asfixia.
(IT) Attenzione! Contiene piccole parti. Pericolo di soffocamento.
(PL) Ostrzeżenie! Zawiera małe elementy. Zostać połknięte.
(SE) Varning! Innehåller smådelar. Kvävningrisk.
(NL) Waarschuwing! Bevat kleine onderdelen. Verstikkingsgevaar.




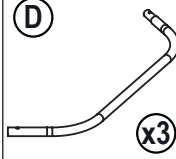
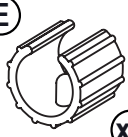


ADULT ASSEMBLY REQUIRED

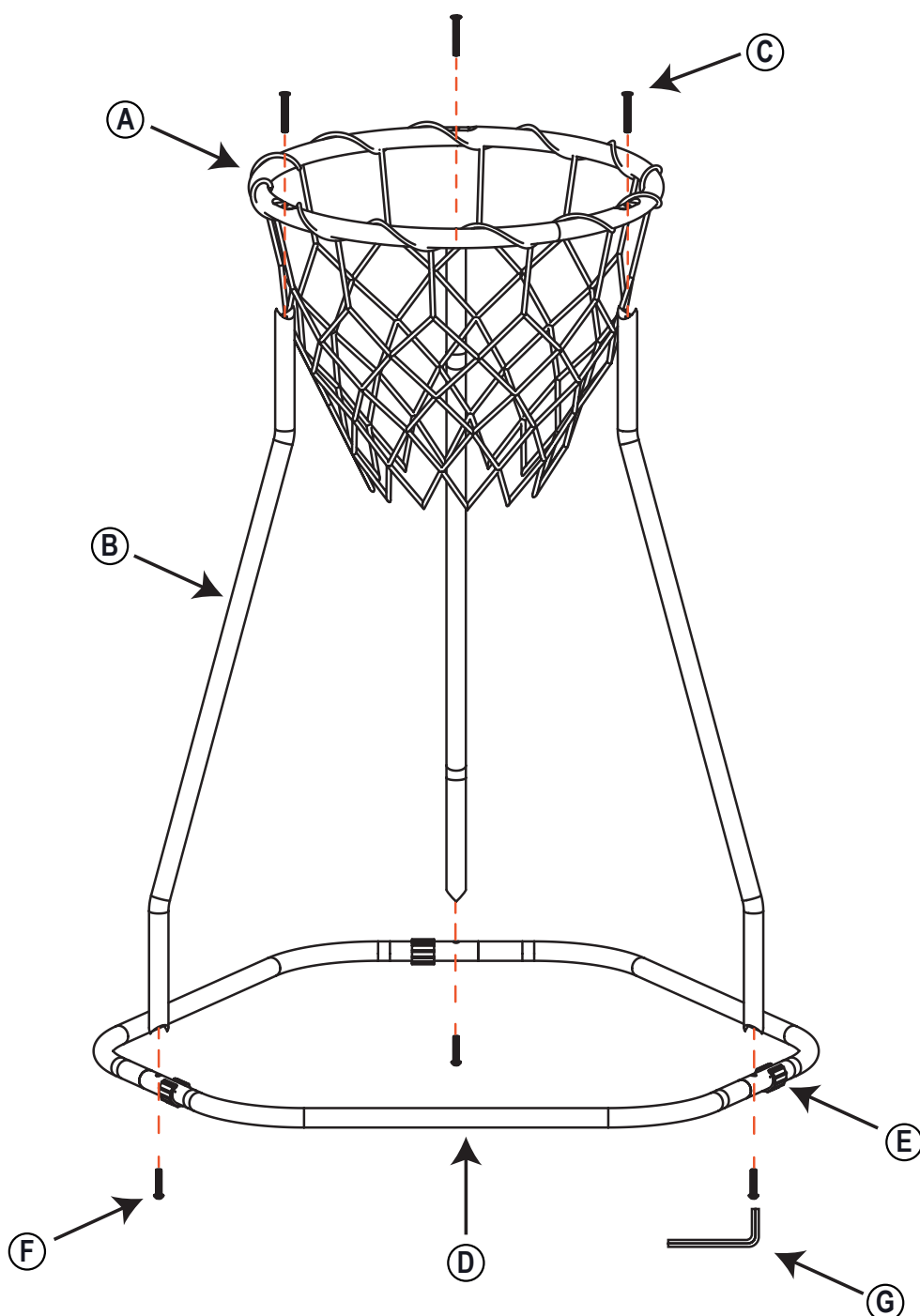
**Whilst unassembled the
set is not suitable for
children under 3 years
due to small parts.**



Please Note: Whilst this product can be used outdoors, care must be taken to avoid leaving it outside for extended periods of time. Exposure to adverse weather conditions can cause damage to the metal stand.

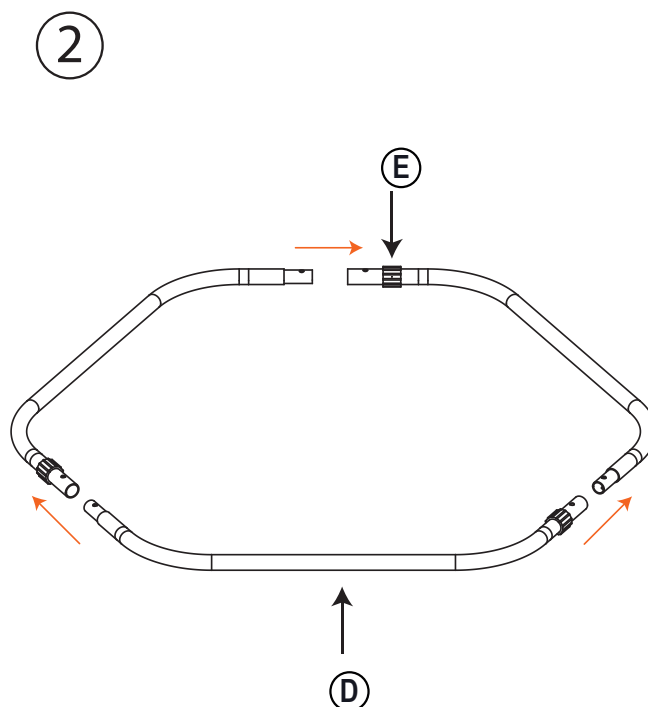
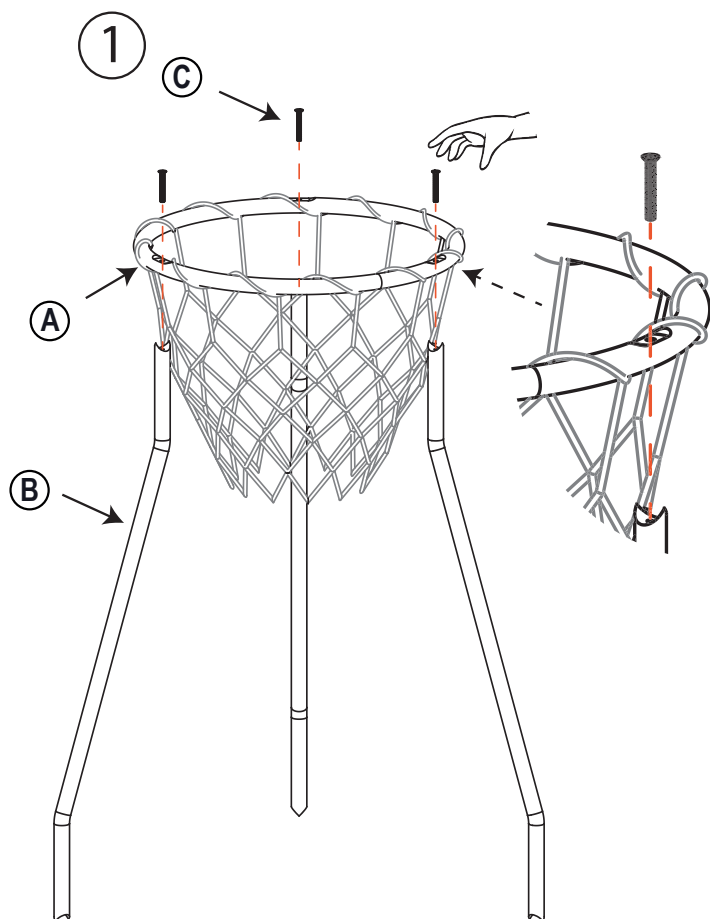
CONTENTS

(A)  (x1)	(B)  (x3)	(C)  (x3)	(D)  (x3)
(E)  (x3)	(F)  (x3)	(G)  (x1)	





Basketball Stand Instructions



GB Tighten all 6 screws and remember to check them periodically.
FR Serrez les 6 vis et n'oubliez pas de les vérifier périodiquement.
DE Die 6 Schrauben fest anziehen und regelmäßig überprüfen.
ES Apriete los 6 tornillos y recuerde comprobarlos periódicamente.
IT Serrare tutte e 6 le viti e ricordarsi di controllarle periodicamente.
PL Dokręć wszystkie śrubki (6) i pamiętaj o ich okresowym sprawdzaniu.
SE Dra åt alla 6 skruvarna och kom ihåg att kontrollera dem regelbundet.
NL Draai alle 6 schroeven stevig aan en controleer ze periodiek.

